












## Creative Expression

The VLS Core Content was designed to align across tracks which means a significant portion of each track's content is relevant for all direct care staff. This document identifies unique age-specific content, activities, and resources by lesson and can be used as a guide for review material if a staff member moves to care for a new age-group. For example, direct care staff who move from an infant and toddler to a preschool classroom should consult the Preschool track to be aware of age-specific material that resides in that track. Use this document as a guide and remember to work with your trainer to help identify content areas in the VLS where you may need extra review and support to be knowledgeable about best practices for all children in your care.

### LESSON 1

Infants & Toddlers	Preschool	School Age
Creativity: An Introduction	Creativity: An Introduction	Creativity: An Introduction
<p> <b>KNOW</b></p> <ol style="list-style-type: none"> <li><b>Section:</b> <i>Creativity in Infants and Toddlers</i></li> <li><b>Section:</b> <i>Importance of Creativity, Active Exploration, and Inquiry</i></li> </ol> <p> <b>SEE</b></p> <ol style="list-style-type: none"> <li><b>Video:</b> <i>Making Sense of Creativity: Infants and Toddlers</i></li> </ol> <p> <b>DO</b></p> <ol style="list-style-type: none"> <li><b>Bulleted list:</b> Show infants and toddlers you appreciate their creativity</li> </ol> <p> <b>EXPLORE</b></p> <ol style="list-style-type: none"> <li><b>Attachment:</b> <i>Creativity Characteristics</i></li> </ol> <p> <b>APPLY</b></p> <p><b>Attachment:</b> <i>Noticing Infant and Toddler Creativity</i></p>	<p> <b>KNOW</b></p> <ol style="list-style-type: none"> <li><b>Section:</b> <i>What Does Creativity Look Like in Preschoolers?</i></li> <li><b>Section:</b> <i>Why is Creativity Important to Preschool Development</i></li> </ol> <p> <b>SEE</b></p> <ol style="list-style-type: none"> <li><b>Video:</b> <i>Creativity in Preschool Pt 1 and Pt 2</i></li> </ol>	<p> <b>KNOW</b></p> <ol style="list-style-type: none"> <li><b>Chart:</b> <i>An Overview of Creative Areas</i></li> <li><b>Section:</b> <i>Creativity in School-Age children</i></li> <li><b>Section Box:</b> <i>Creativity Supports Development and Success</i></li> </ol> <p> <b>SEE</b></p> <ol style="list-style-type: none"> <li><b>Video:</b> <i>Creativity: An Introduction</i></li> </ol> <p> <b>EXPLORE</b></p> <ol style="list-style-type: none"> <li><b>Attachment:</b> <i>Reflection Personal Creativity</i></li> </ol> <p> <b>APPLY</b></p> <ol style="list-style-type: none"> <li><b>Attachment:</b> <i>Creative Arts Observation Form</i></li> </ol>

## LESSON 2

### Infants & Toddlers

Cultivating Creativity and Innovation:  
Experiences and Activities



1. **Section:** *Experiences and Activities that Foster Curiosity*
2. **Tabbed Menu:** *Creative Experiences*
3. **Section:** *Encouraging Creativity During Daily Routines*



4. **Video:** *Cultivating Creativity through Experiences and Activities*



5. **Bulleted list:** *Tips that support creativity*



6. **Attachment:** *Experiences and Activities to Support Creativity*



7. **Attachment(s):** *Observation and Application: Supporting Creativity*

### Preschool

Cultivating Creativity and Innovation:  
Experiences and Activities



1. **Section:** *Fostering Creative Experiences*
2. **Table:** *Encouraging Creativity*



3. **Video:** *Creative Experiences in Preschool*
4. **Video:** *The Fairy Garden Project*



5. **Section:** *Creative Experiences*



6. **Attachment:** *Experiences and Activities to Support Creativity*



7. **Attachment:** *Creative Arts Resources*
8. **Attachment:** *Guidelines for Incorporating Technology*

### School Age

Cultivating Creativity and Innovation:  
Experiences and Activities



1. **Section:** *Healthy Self-Expression*
2. **Section:** *Self-Expression: Communicating through the Arts*
3. **Section:** *Developing Personally and Discovering Self-Worth*
4. **Table:** *Encouraging Creativity*



5. **Video:** *Process over Product*



6. **Bulleted list:** *Tips to encourage creativity*
7. **Attachment:** *Visual Arts and Literature Experiences for School-Age Children*
8. **Attachment:** *Music and Dance Experiences for School-Age Children*



9. **Attachment:** *Reflection: Distinguishing between Process and Product*



10. **Attachment:** *The Visual Arts: Planning Activity*

## LESSON 3

### Infants & Toddlers

Cultivating Creativity and Innovation:  
Environments and Materials



1. **Section:** Initial Know paragraphs
2. **Section:** *Environments that Encourage Curiosity, Exploration, and Experimentation*
3. **Section:** *Materials that Foster Creativity*
4. **Section:** *Creative Materials*
5. **Section:** *Using Materials that Support the Creative Strengths and Needs of All Infants and Toddlers*



6. **Video:** *Using Materials to Support Infant and Toddler Creativity*



7. **Bulleted list:** Ways to spark creativity



8. **Attachment:** *Reflecting on Materials that Spark Creativity*



9. **Attachment:** *Engaging Families: Infant and Toddler Creativity*

### Preschool

Cultivating Creativity and Innovation:  
Environments and Materials



1. **Section:** Initial Know paragraphs
2. **Section:** *Materials that Foster Creativity*
3. **Section:** *Culturally responsive materials*
4. **Section:** *Addressing the Creative Needs of All Learners*



5. **Video:** *Materials that Support Creativity*



6. **Bulleted list:** Ways to spark creativity



7. **Attachment:** *Reflecting on Materials that Spark Creativity*



8. **Attachment:** *Materials that Promote Creativity*

### School Age

Cultivating Creativity and Innovation:  
Environments and Materials



1. **Section:** *Drama and Discovery in the School-Age Learning Environment*
2. **Section:** *Dramatic Discoveries*
3. **Section:** *Materials that Promote Creativity*
4. **Section:** *Meeting the Needs of All Learners*
5. **Section:** *Engaging Families in Children's Creativity*



6. **Video:** *Drama & Discovery*
7. **Video:** *Drama & Discovery: Self Expression*



8. **Bulleted list:** Spark creativity
9. **Attachment:** *Dramatic Arts: Resource List*



10. **Attachment:** *Dramatic Play: Observation*



11. **Attachment:** *Discovery Inventory*

## LESSON 4

### Infants & Toddlers

Fostering Creativity: The Infant and Toddler Caregiver



1. **Video:** *Caregiver Creativity*



2. **Attachment:** *Creative Solutions*

### Preschool

Fostering Creativity: The Preschool Teacher



1. **Video:** *Being a Creative Preschool Teacher*



2. **Attachment:** *Art at School and Home*
3. **Attachment:** *Dramatic Play at School and Home*

### School Age

Fostering Creativity: The school-age Staff Member



1. **Section:** *Creative Planning*



2. **Video:** *The Creative Staff*



3. **Attachment:** *Observation Form: Communicating Through the Arts*